

COMPUGAGE INFOCOM LIMITED

Regd. Off: D-601/602 & G-601/602, Lotus Corporate Park, Graham Firth Steel Compound, Western Exp. Highway, Goregaon-East, Mumbai-400 063.

Tel: 022-67114444. Fax: 022-67114445. Website: www.compugageindia.com

CIN: L99999MH1999PLC135914

Statement of Standalone & Consolidated Unaudited Financial Results for the Quarter and Half Year Ended 30th September 2019

(Rs.in Lakhs except EPS)

Sr.No	PARTICULARS	STANDALONE						CONSOLIDATED					
		Quarter Ended			Half Ended			Quarter Ended			Half Ended		
		30/09/19	30/06/2019	30/09/18	30/09/19	30/09/18	31/03/2019	30/09/19	30/06/2019	30/09/18	30/09/19	30/09/18	31/03/2019
	Unaudited	Unaudited	Unaudited	Unaudited	Unaudited	Audited	Unaudited	Unaudited	Unaudited	Unaudited	Unaudited	Audited	
I	Revenue from operations	1,28,846.92	92,619.97	1,29,832.51	2,21,466.89	2,17,187.19	4,51,483.37	1,28,846.92	92,619.97	1,29,832.51	2,21,466.89	2,17,187.19	4,51,483.37
II	Other Income	378.83	342.57	354.24	721.39	776.04	1,640.91	378.83	342.57	354.24	721.39	776.04	1,653.27
III	<b>Total Income (I + II)</b>	<b>1,29,225.75</b>	<b>92,962.53</b>	<b>1,30,186.75</b>	<b>2,22,188.28</b>	<b>2,17,963.23</b>	<b>4,53,124.28</b>	<b>1,29,225.75</b>	<b>92,962.53</b>	<b>1,30,186.75</b>	<b>2,22,188.28</b>	<b>2,17,963.23</b>	<b>4,53,136.64</b>
IV	<b>Expenses:</b>												
a	Cost of Goods Sold	1,23,732.55	88,855.67	1,25,317.82	2,12,588.22	2,09,031.91	4,34,289.10	1,23,732.55	88,855.67	1,25,317.82	2,12,588.22	2,09,031.91	4,34,289.10
b	Employee Benefit expense	926.65	1,032.74	946.74	1,959.39	1,920.58	4,427.58	926.65	1,032.74	946.74	1,959.39	1,920.58	4,427.58
c	Finance costs	1,572.99	1,250.30	1,457.43	2,823.29	2,725.00	5,425.88	1,572.99	1,250.30	1,457.43	2,823.29	2,725.00	5,425.88
d	Depreciation and amortisation expense	110.26	107.72	158.02	217.98	257.31	414.22	110.26	107.72	158.02	217.98	257.31	414.22
e	Other Expenses	1,590.71	1,059.00	1,221.19	2,649.71	2,182.56	5,062.64	1,590.71	1,059.00	1,221.19	2,649.71	2,182.56	5,064.44
	<b>Total Expenses</b>	<b>1,27,933.16</b>	<b>92,305.43</b>	<b>1,29,101.20</b>	<b>2,20,238.58</b>	<b>2,16,117.36</b>	<b>4,49,619.42</b>	<b>1,27,933.16</b>	<b>92,305.43</b>	<b>1,29,101.20</b>	<b>2,20,238.58</b>	<b>2,16,117.36</b>	<b>4,49,621.22</b>
V	<b>Profit before Exceptional and Extraordinary Items and Tax (III - IV)</b>	<b>1,292.59</b>	<b>657.10</b>	<b>1,085.55</b>	<b>1,949.69</b>	<b>1,845.87</b>	<b>3,504.86</b>	<b>1,292.59</b>	<b>657.10</b>	<b>1,085.55</b>	<b>1,949.69</b>	<b>1,845.87</b>	<b>3,515.42</b>
VI	Exceptional items	0.00	0.00	0.00	0.00	0.00	0.00	0.00	0.00	0.00	0.00	0.00	0.00
VII	<b>Profit before Tax ( V - VI)</b>	<b>1,292.59</b>	<b>657.10</b>	<b>1,085.55</b>	<b>1,949.69</b>	<b>1,845.87</b>	<b>3,504.86</b>	<b>1,292.59</b>	<b>657.10</b>	<b>1,085.55</b>	<b>1,949.69</b>	<b>1,845.87</b>	<b>3,515.42</b>
VIII	Tax Expense including Deferred Tax	254.42	233.00	400.19	487.42	658.70	1,246.52	254.42	233.00	400.19	487.42	658.70	1,246.52
IX	<b>Profit (loss) for the period from continuing operations (VII-VIII)</b>	<b>1,038.17</b>	<b>424.10</b>	<b>685.36</b>	<b>1,462.27</b>	<b>1,187.17</b>	<b>2,258.34</b>	<b>1,038.17</b>	<b>424.10</b>	<b>685.36</b>	<b>1,462.27</b>	<b>1,187.17</b>	<b>2,268.90</b>
X	Profit (loss) from discontinued operation	0.00	0.00	0.00	0.00	0.00	0.00	0.00	0.00	0.00	0.00	0.00	0.00
XI	Tax Expense of discontinued operations	0.00	0.00	0.00	0.00	0.00	0.00	0.00	0.00	0.00	0.00	0.00	0.00
XII	<b>Profit (loss) from discontinuing operations after tax (X - XI)</b>	<b>0.00</b>	<b>0.00</b>	<b>0.00</b>	<b>0.00</b>	<b>0.00</b>	<b>0.00</b>	<b>0.00</b>	<b>0.00</b>	<b>0.00</b>	<b>0.00</b>	<b>0.00</b>	<b>0.00</b>
XIII	<b>Profit (loss) for the period (IX + XII)</b>	<b>1,038.17</b>	<b>424.10</b>	<b>685.36</b>	<b>1,462.27</b>	<b>1,187.17</b>	<b>2,258.34</b>	<b>1,038.17</b>	<b>424.10</b>	<b>685.36</b>	<b>1,462.27</b>	<b>1,187.17</b>	<b>2,268.90</b>
XIV	<b>Other Comprehensive Income</b>												
	(a) Items that will be reclassified to Profit	0.00	0.00	0.00	0.00	0.00	0.00	0.00	0.00	0.00	0.00	0.00	0.00
	(b) Foreign exchange gain/loss on translation of foreign operations (net of taxes).	0.00	0.00	0.00	0.00	0.00	0.00	0.00	0.00	0.00	0.00	0.00	0.00
XV	<b>Total Comprehensive Income for the period (XIII+XIV)(Comprising Profit(Loss) and Other Comprehensive Income)</b>	<b>1,038.17</b>	<b>424.10</b>	<b>685.36</b>	<b>1,462.27</b>	<b>1,187.17</b>	<b>2,258.34</b>	<b>1,038.17</b>	<b>424.10</b>	<b>685.36</b>	<b>1,462.27</b>	<b>1,187.17</b>	<b>2,268.90</b>
XVI	<b>Earnings per equity share (For Continuing operation) (EPS).</b>												
	Basic and diluted EPS (Rs.)	1.60	0.65	1.17	2.25	2.02	3.48	1.60	0.65	1.17	2.25	2.02	3.49
XVII	<b>Earnings per equity share (For discontinued operation)</b>												
	Basic and diluted EPS (Rs.)	-	-	-	-	-	-	-	-	-	-	-	-
XVIII	<b>Earnings per equity share (For discontinued &amp; continuing operation)</b>												
	Basic and diluted EPS (Rs.)	1.60	0.65	1.17	2.25	2.02	3.48	1.60	0.65	1.17	2.25	2.02	3.49


Notes:

- The unaudited financial results of the Company have been prepared in accordance with the Indian Accounting Standards (Ind As) as prescribed under section 133 of the Companies Act 2013 read with the Companies (Indian Accounting Standard) Rules, 2015 (as amended).
- The format for the above results as prescribed in SEBI's Circular No. CIR/CFD/CMD/15/2015 dated November 30, 2015 has been modified to comply with the requirement of SEBI. Circular dated July 5, 2016, Ind AS and Schedule III (Division II) to the Companies Act, 2013 applicable to companies that are required to comply with Ind AS.
- The Company operates only in one reportable segment.
- The above financial results were reviewed by the Audit Committee and thereafter approved by the Board of Directors at their meeting held on Thursday, November 14, 2019. The Statutory Auditors have carried out Limited Review of the above results for the quarter ended 30th September 2019.
- Provision for tax, including deferred tax, has been worked out at normal corporate tax rates.
- The figures of the previous periods have been regrouped, rearranged, reclassified or reworked as necessary to confirm to the current year accounting treatment.
- Statement of unaudited Assets & Liabilities & Cashflows forms part of notes.

Place : Mumbai  
Dated : 14th November 2019

For Compugage Infocom Limited

Atul H. Mehta  
Chairman & Managing Director



# BHOGILAL C. SHAH & CO.

## CHARTERED ACCOUNTANTS

2A, Shree Pant Bhuvan, 1<sup>st</sup> floor, Sandhurst Bridge, Mumbai 400 007.  
Phone : 2361 0939

### PARTNERS :

VIRENDRA B. SHAH	B.Com., L.L.B., F.C.A.
SNEHAL V. SHAH	B.Com., F.C.A., M.M. (U.S.A.)
SURIL V. SHAH	B.Com., A.C.A., M.B.A. (U.S.A.)

### Limited Review Report to the Board of Directors of Compuage Infocom Limited

We have reviewed the accompanying statement of unaudited financial results of Compuage Infocom Limited for the period ended 30th September 2019. This statement is the responsibility of the Company's Management and has been approved by the Board of Directors. Our responsibility is to issue a report on these financial statements based on our review.

We conducted our review of the Statement in accordance with the Standard on Review Engagements (SRE) 2410 "Review of Interim Financial Information Performed by the Independent Auditor of the Entity", issued by the Institute of Chartered Accountants of India. This standard requires that we plan and perform the review to obtain moderate assurance as to whether the financial statements are free of material misstatement. A review is limited primarily to inquiries of company personnel and analytical procedures applied to financial data and thus provides less assurance than an audit. We have not performed an audit and accordingly, we do not express an audit opinion.

Based on our review conducted as above, nothing has come to our attention that causes us to believe that the accompanying statement of unaudited financial results prepared in accordance with applicable accounting standards and other recognized accounting practices and policies has not disclosed the information required to be disclosed in terms of Regulation 33 of the SEBI (Listing Obligations and Disclosure Requirements) Regulations, 2015 including the manner in which it is to be disclosed, or that it contains any material misstatement.

For Bhogilal C. Shah & Co.  
Chartered Accountants  
(Firm Regn. No. 101424W)

*Suril Shah*

Suril Shah  
Partner

Membership No. 42710

UDIN : 19042710AAAAC78456

Mumbai, November 14, 2019



# BHOGILAL C. SHAH & CO.

## CHARTERED ACCOUNTANTS

2A, Shree Pant Bhuvan, 1<sup>st</sup> floor, Sandhurst Bridge, Mumbai 400 007.  
Phone : 2361 0939

### PARTNERS :

VIRENDRA B. SHAH	B.Com, L.L.B., F.C.A.
SNEHAL V. SHAH	B.Com., F.C.A., M.M. (U.S.A.)
SURIL V. SHAH	B.Com., A.C.A., M.B.A. (U.S.A.)


### Limited Review Report to the Board of Directors of Compuage Infocom Limited

1. We have reviewed the accompanying Statement of Consolidated Unaudited Financial Results of Compuage Infocom Limited ("the Parent") and its subsidiary (the Parent and its subsidiaries together referred to as "the Group"), and its share of the net profit/(loss) after tax and total comprehensive income / loss of its associates and joint ventures for the quarter ended 30<sup>th</sup> September 2019 and for the period from 1<sup>st</sup> July 2019 to 30<sup>th</sup> September 2019 ("the Statement"), being submitted by the Parent pursuant to the requirement of Regulation 33 of the SEBI (Listing Obligations and Disclosure Requirements) Regulations, 2015, as amended. Attention is drawn to the fact that the consolidated figures for the corresponding quarter ended 30<sup>th</sup> September 2018 and the corresponding period from 1<sup>st</sup> July 2018 to 30<sup>th</sup> September 2018, as reported in these financial results have been approved by the Parent's Board of Directors, but have not been subjected to review.

2. This Statement, which is the responsibility of the Parent's Management and approved by the Parent's Board of Directors, has been prepared in accordance with the recognition and measurement principles laid down in Indian Accounting Standard 34 "Interim Financial Reporting" ("Ind AS 34"), prescribed under Section 133 of the Companies Act, 2013, and other accounting principles generally accepted in India. Our responsibility is to express a conclusion on the Statement based on our review.

3. We conducted our review of the Statement in accordance with the Standard on Review Engagements (SRE) 2410 "Review of Interim Financial Information Performed by the Independent Auditor of the Entity", issued by the Institute of Chartered Accountants of India. A review of interim financial information consists of making inquiries, primarily of persons responsible for financial and accounting matters, and applying analytical and other review procedures. A review is substantially less in scope than an audit conducted in accordance with Standards on Auditing and consequently does not enable us to obtain assurance that we would become aware of all significant matters that might be identified in an audit. Accordingly, we do not express an audit opinion.

We also performed procedures in accordance with the circular issued by the SEBI under Regulation 33 (8) of the SEBI (Listing Obligations and Disclosure Requirements) Regulations, 2015, as amended, to the extent applicable.



4. The Statement includes the results of the following entities:

1. Compuage Infocom Ltd.
2. Compuage Infocom (S) Pte. Ltd.

5. Based on our review conducted and procedures performed as stated in paragraph 3 above, nothing has come to our attention that causes us to believe that the accompanying Statement, prepared in accordance with the recognition and measurement principles laid down in the aforesaid Indian Accounting Standard and other accounting principles generally accepted in India, has not disclosed the information required to be disclosed in terms of Regulation 33 of the SEBI (Listing Obligations and Disclosure Requirements) Regulations, 2015, as amended, including the manner in which it is to be disclosed, or that it contains any material misstatement.

*For Bhogilal C. Shah & Co.*  
*Chartered Accountants*  
*(Firm Regn. No. 101424W)*


*Suril Shah*

*Suril Shah*  
*Partner*

Membership No. 42710

UDIN : 19042710AAAACU9726

Mumbai, November 14, 2019



# COMPUAGE INFOCOM LIMITED

Statement of Standalone and Consolidated Assets and Liabilities


(Rs. In Lakhs)

Particulars	Standalone		Consolidated	
	30-Sep-19	31-Mar-19	30-Sep-19	31-Mar-19
	<b>Unaudited</b>	<b>Audited</b>	<b>Unaudited</b>	<b>Audited</b>
<b>ASSETS</b>				
<b><u>Non-current assets</u></b>				
Property, plant and equipment	5,191.51	5,386.82	5,191.51	5,386.82
Intangible assets	2.99	4.76	2.99	4.76
Financial assets				
Investments	117.28	117.27	48.12	48.12
Others financial assets		0.88	-	0.88
<b>Total non-current assets</b>	<b>5,311.78</b>	<b>5,509.73</b>	<b>5,242.62</b>	<b>5,440.58</b>
<b><u>Current assets</u></b>				
Inventories	31,335.37	30,139.02	31,335.37	30,139.02
Financial assets				
Investments	-	250.92	-	250.92
Trade receivables	65,573.59	64,459.39	65,573.59	64,459.39
Cash and cash equivalents	1,114.80	4,461.46	1,116.67	4,463.29
Bank balances other than above	8,098.28	7,343.65	8,098.28	7,343.65
Loans	557.93	525.99	557.93	525.99
Other financial assets	781.43	751.43	781.43	751.43
Current tax assets (net)	359.77	383.83	359.77	383.83
Other current assets	9,292.06	9,927.79	9,735.41	10,363.22
<b>Total current assets</b>	<b>1,17,113.23</b>	<b>1,18,243.48</b>	<b>1,17,558.45</b>	<b>1,18,680.74</b>
<b>TOTAL ASSETS</b>	<b>1,22,425.01</b>	<b>1,23,753.21</b>	<b>1,22,801.07</b>	<b>1,24,121.32</b>
<b>EQUITY AND LIABILITIES</b>				
<b><u>Equity</u></b>				
Share capital	2,299.52	1,299.52	2,299.52	1,299.52
Other equity	17,534.78	16,332.41	17,582.48	16,380.11
<b>Total equity</b>	<b>19,834.30</b>	<b>17,631.93</b>	<b>19,882.00</b>	<b>17,679.63</b>
<b><u>Liabilities</u></b>				
<b><u>Non-current Liabilities</u></b>				
Financial Liabilities				
Borrowings	1,867.60	2,287.09	1,867.60	2,287.09
Provisions	225.95	225.95	225.95	225.95
Deferred tax liabilities (net)	621.44	619.70	621.44	619.70
<b>Total non-current liabilities</b>	<b>2,714.99</b>	<b>3,132.74</b>	<b>2,714.99</b>	<b>3,132.74</b>
<b><u>Current Liabilities</u></b>				
Financial liabilities				
Borrowings	39,148.63	45,576.59	39,609.05	46,025.88
Trade payables	53,926.09	50,748.92	53,926.09	50,748.92
Other financial liabilities	4,115.75	4,047.90	4,117.06	3,919.01
Other current liabilities	2,633.59	2,560.97	2,500.22	2,560.98
Provisions	51.66	54.16	51.66	54.16
Current tax liabilities (net)	-	-	-	-
<b>Total current liabilities</b>	<b>99,875.72</b>	<b>1,02,988.54</b>	<b>1,00,204.08</b>	<b>1,03,308.95</b>
<b>Total liabilities</b>	<b>1,02,590.71</b>	<b>1,06,121.28</b>	<b>1,02,919.07</b>	<b>1,06,441.69</b>
<b>Total equity and liabilities</b>	<b>1,22,425.01</b>	<b>1,23,753.21</b>	<b>1,22,801.07</b>	<b>1,24,121.32</b>

Place: Mumbai


Date: 14th November, 2019

For Compuage Infocom Limited



Atul Mehta

Chairman and Managing Director



**COMPUAGE INFOCOM LIMITED**  
Statement of Cash Flows for the year period ended 30th September 2019

(₹ In Lakhs)

Particulars	Standalone		Consolidated	
	Sept 30, 2019	Sept 30, 2018	Sept 30, 2019	Sept 30, 2018
<b>A. Cash Flows From Operating Activities</b>				
Profit before tax	1,462.27	1,845.87	1,462.27	1,845.87
Adjustment For:				
Depreciation and amortisation expenses	217.98	257.31	217.98	257.31
Unrealised Exchange Rate Difference (Net)				
Finance costs	2,823.29	2,725.00	2,823.29	2,725.00
Interest income from financial assets measured at amortised cost	-718.18	-776.04	-718.18	-776.04
Dividend received on current investments	-2.36	-	-2.36	-
Loss on Sale of Investment	0.01	-	0.01	-
Loss on Sale of Property, Plant & Equipment	-	-	-	-
<b>Operating Profit Before Working Capital Changes</b>	<b>3,783.01</b>	<b>4,052.14</b>	<b>3,783.01</b>	<b>4,052.14</b>
<b>Changes in working capital:</b>				
Decrease/(Increase) In Inventories	-1,196.35	-9,132.45	-1,196.35	-9,132.45
Decrease/(Increase) In Trade Receivables	-1,114.20	-17,241.90	-1,114.20	-17,241.90
Decrease/(Increase) In Current Loans	-31.94	-57.05	-31.94	-57.05
Decrease/(Increase) In Other Current Assets	635.73	15.31	627.81	15.31
Decrease/(Increase) In Other Financial Assets	-30.00	325.02	-30.00	325.02
Increase/(Decrease) In Trade Payables	3,177.17	18,588.91	3,177.17	18,588.91
Increase/(Decrease) In Other Financial Liabilities	67.85	644.41	198.05	644.41
Increase/(Decrease) In Other Current Liabilities	72.62	684.57	-60.76	684.57
Increase/(Decrease) In Current provisions	-2.50	-4.26	-2.50	-4.26
<b>Total</b>	<b>1,578.38</b>	<b>-6,177.44</b>	<b>1,567.28</b>	<b>-6,177.44</b>
Income tax paid (net of refund)	25.80	-653.48	25.80	-653.48
<b>Net Cash Inflow/(Outflow) From Operating Activities (A)</b>	<b>5,387.19</b>	<b>-2,778.78</b>	<b>5,376.09</b>	<b>-2,778.78</b>
<b>B. Cash Flows From Investing Activities</b>				
Purchase of Property, plant and equipment	-20.04	-898.51	-20.04	-898.51
Purchase of intangible assets	-	1.76	-	1.76
Sale of Property, plant and equipment	-	-	-	-
Sale/(Purchase) of Current Investments (net)	250.92	10.75	250.92	10.75
Sale/(Purchase) of Non-Current Investments	-	-	-	-
Proceeds from / (Payment of) fixed deposits	-754.63	-1,153.66	-754.63	-1,153.66
Interest received on financial assets measured at amortised cost	718.18	776.04	718.18	776.04
Dividend Received on Current Investments	2.36	-	2.36	-
Loss on Sale of Investment	-	-	-	-
<b>Net Cash Inflow/(Outflow) From Investing Activities (B)</b>	<b>196.79</b>	<b>-1,263.62</b>	<b>196.79</b>	<b>-1,263.62</b>
<b>C. Cash Flows From Financing Activities</b>				
Proceeds from / (Repayment of) Preference Share capital Infusion	1,000.00	-	1,000.00	-
Proceeds from / (Repayment of) Current Borrowings	-6,427.97	3,431.63	-6,416.83	3,431.63
Proceeds from / (Repayment of) Non Current Borrowings	-419.48	379.85	-419.48	379.85
Interest Paid	-2,823.29	-2,725.00	-2,823.29	-2,725.00
Dividend on Equity shares (including dividend distribution tax)	-259.90	-	-259.90	-
<b>Net Cash Inflow/(Outflow) From Financing Activities (C)</b>	<b>-8,930.64</b>	<b>1,086.48</b>	<b>-8,919.50</b>	<b>1,086.48</b>
<b>Net Increase/(Decrease) In Cash And Cash Equivalents (A+B+C)</b>	<b>-3,346.66</b>	<b>-2,955.92</b>	<b>-3,346.62</b>	<b>-2,955.92</b>
Cash And Cash Equivalents As At Beginning Of The Period	4,461.46	4,632.09	4,463.29	4,635.59
Cash And Cash Equivalents As At End Of The Period	1,114.80	1,676.17	1,116.67	1,679.67

i) The above Statement of Cash Flows has been prepared under the 'Indirect Method' as set out in the Ind AS 7 - Statement of Cash Flows as notified under the Companies (Indian Accounting Standards) Rules, 2015.

