

Shareholding Pattern under Regulation 31 of SEBI (Listing Obligations and Disclosure Requirements) Regulations, 2015

1	Name of Listed Entity: Compuage Infocom Limited	
2	Scrip Code/Name of Scrip/Class of Security: 532456/COMPUAGE/EQUITY	
3	Share Holding Pattern Filed under: Reg. 31(1)(a)/Reg. 31(1)(b)/Reg.31(1)(c)	
	a.	If under 31(1)(b) then indicate the report for Quarter ending: 31st December, 2015
	b.	If under 31(1)(c) then indicate date of allotment/extinguishment
4	Declaration: The Listed entity is required to submit the following declaration to the extent of submission of information:-	


	Particulars	Yes*	No*
1	Whether the Listed Entity has issued any partly paid up shares?		No
2	Whether the Listed Entity has issued any Convertible Securities or Warrants?		No
3	Whether the Listed Entity has any shares against which depository receipts are issued?		No
4	Whether the Listed Entity has any shares in locked-in?	Yes	
5	Whether any shares held by promoters are pledge or otherwise encumbered?		No

* If the Listed Entity selects the option 'No' for the questions above, the columns for the partly paid up shares, Outstanding Convertible Securities/Warrants, depository receipts, locked-in shares, No of shares pledged or otherwise encumbered by promoters, as applicable, shall not be displayed at the time of dissemination on the Stock Exchange website. Also wherever there is 'No' declared by Listed Entity in above table the values will be considered as 'Zero' by default on submission of the format of holding of specified securities.

GENERATED ON :03/01/2016

NSDL : 31/12/2015

CDSL :31/12/2015



Compuage Infocom Limited


Table I - Summary Statement holding of specified securities

Category	Category of shareholder	Number of shareholders	No. of fully paid up equity shares held	No. of Partly paid-up equity shares held	No. of shares underlying Depository Receipts	Total nos. shares held	Shareholding as a % of total no. of shares (calculated as per SCRR, 1957)	Number of Voting Rights held in each class of securities			No. of Shares Underlying & Outstanding convertible securities (including securities)	Shareholding, as a % assuming full conversion of convertible securities	Number of Locked in shares		Number of Shares pledged or otherwise encumbered		Number of equity shares held in dematerialised form	
								No of Voting Rights					Total as a % of (A+B+C)	No. (a)	As a % of total Shares held(b)	No. (a)		As a % of total Shares held(b)
								Class eg: X	Class eg: y	Total								
(I)	(II)	(III)	(IV)	(V)	(VI)	(VII) = (IV)+(V)+ (VI)	(VIII)As a % of (A+B+C2)	(IX)			(X)	(XI)= (VII)+(X) As a % of (A+B+C2)	(XII)		(XIII)		(XIV)	
(A)	Promoter & Promoter Group	4	7222324	0	0	7222324	61.4771	0	0	0	0.0000	0	61.4771	0	0.0000	0	0.0000	7222324
(B)	Public	2362	4525675	0	0	4525675	38.5229	0	0	0	0.0000	0	38.5229	1100000	24.3057	130764	2.8893	4302757
(C)	Non Promoter - Non Public	0	0	0	0	0	0.0000	0	0	0	0.0000	0	0.0000	0	0.0000	0	0.0000	0
(C1)	Shares Underlying DRs	0	0	0	0	0	0.0000	0	0	0	0.0000	0	0.0000	0	0.0000	0	0.0000	0
(C2)	Shares Held By Employee Trust	0	0	0	0	0	0.0000	0	0	0	0.0000	0	0.0000	0	0.0000	0	0.0000	0
	Total	2366	11747999	0	0	11747999	100.0000	0	0	0	0.0000	0	100.0000	1100000	9.3632	130764	1.1130	11525081

GENERATED ON :03/01/2015

NSDL : 31/12/2015

CDSL :31/12/2015



Compuage Infocom Limited

Table II (I)(a)- Statement showing shareholding pattern of the Promoter and Promoter Group

Category	Category & Name of shareholders	PAN	Nos. of shareholders	No. of fully paid up equity shares held	No. of Partly paid-up equity shares held	No. of shares underlying Depository Receipts	Total nos. shares held	Shareholding as a % of total no. of shares (calculated as per SCRR, 1957)	Number of Voting Rights held in each class of securities			No. of Shares Underlying Outstanding convertible securities (including securities)	Shareholding, as a % assuming full conversion of convertible securities	Number of Locked in shares		Number of Shares pledged or otherwise encumbered		Number of equity shares held in dematerialised form	
									No of Voting Rights					No. (a)	As a % of total Shares held(b)	No. (a)	As a % of total Shares held(b)		
									Class eg: X	Class eg: y	Total								
	(I)	(II)	(III)	(IV)	(V)	(VI)	(VII) = (IV)+(V)+(VI)	(VIII) As a % of (A+B+C2)	(IX)			(X)	(XI) = (VII)+(X) As a % of (A+B+C2)	(XII)		(XIII)		(XIV)	
1	Indian																		
(a)	Individuals / Hindu Undivided Family		4	7222324	0	0	7222324	61.4771	0	0	0	0.0000	0	61.4771	0	0.0000	0	0.0000	7222324
	Bhavesh Harkishandas Mehta	AABPM7167P	1	2848776	0	0	2848776	24.2490	0	0	0	0.0000	0	24.2490	0	0.0000	0	0.0000	2848776
	Atul Harkishandas Mehta	AABPM6162E	1	2848774	0	0	2848774	24.2490	0	0	0	0.0000	0	24.2490	0	0.0000	0	0.0000	2848774
	Ajay Harkishandas Mehta	AABPM6163F	2	1524774	0	0	1524774	12.9790	0	0	0	0.0000	0	12.9790	0	0.0000	0	0.0000	1524774
(b)	Central Government / State Government(s)		0	0	0	0	0	0.0000	0	0	0	0.0000	0	0.0000	0	0.0000	0	0.0000	0
(c)	Financial Institutions / Banks		0	0	0	0	0	0.0000	0	0	0	0.0000	0	0.0000	0	0.0000	0	0.0000	0
(d)	Any Other (Specify)		0	0	0	0	0	0.0000	0	0	0	0.0000	0	0.0000	0	0.0000	0	0.0000	0
	Sub Total (A)(1)		4	7222324	0	0	7222324	61.4771	0	0	0	0.0000	0	61.4771	0	0.0000	0	0.0000	7222324
2	Foreign																		
(a)	Individuals (Non-Resident Individuals / Foreign Individuals)		0	0	0	0	0	0.0000	0	0	0	0.0000	0	0.0000	0	0.0000	0	0.0000	0
(b)	Government		0	0	0	0	0	0.0000	0	0	0	0.0000	0	0.0000	0	0.0000	0	0.0000	0
(c)	Institutions		0	0	0	0	0	0.0000	0	0	0	0.0000	0	0.0000	0	0.0000	0	0.0000	0
(d)	Foreign Portfolio Investor		0	0	0	0	0	0.0000	0	0	0	0.0000	0	0.0000	0	0.0000	0	0.0000	0
(e)	Any Other (Specify)		0	0	0	0	0	0.0000	0	0	0	0.0000	0	0.0000	0	0.0000	0	0.0000	0
	Sub Total (A)(2)		0	0	0	0	0	0.0000	0	0	0	0.0000	0	0.0000	0	0.0000	0	0.0000	0
	Total Shareholding Of Promoter And Promoter Group (A)= (A)(1)+(A)(2)		4	7222324	0	0	7222324	61.4771	0	0	0	0.0000	0	61.4771	0	0.0000	0	0.0000	7222324

Details of Shares which remain unclaimed may be given hear along with details such as number of shareholders, outstanding shares held in demat/unclaimed suspense account, voting rights which are frozen etc.

Note:


(1) PAN would not be displayed on website of Stock Exchange(s)

(2) The term 'Encumbrance' has the same meaning as assigned under regulation 28(3) of SEBI (Substantial Acquisition of Shares and Takeovers) Regulations, 2011.

GENERATED ON :03/01/2016

NSDL : 31/12/2015


CDSL : 31/12/2015



Compuage Infocom Limited

Table III - Statement showing shareholding pattern of the Public shareholder

Category	Category & Name of shareholders	PAN	Nos. of shareholders	No. of fully paid-up equity shares held	No. of Partly paid-up equity shares held	No. of shares underlying Depository Receipts	Total nos. shares held	Shareholding as a % of total no. of shares (calculated as per SCRR, 1957)	Number of Voting Rights held in each class of securities			No. of Shares Underlying & Outstanding convertible securities (including securities assuming full conversion of convertible securities)	Shareholding, as a % assuming full conversion of convertible securities (XII) = (VII)-(X) As a % of (A+B+C2)	Number of Locked in shares		Number of Shares pledged or otherwise encumbered		Number of equity shares held in dematerialised form	
									No of Voting Rights					Total as a % of (A+B+C)	No. (a)	As a % of total Shares held(b)	No. (a)		As a % of total Shares held(b)
									Class eg: X	Class eg: Y	Total								
	(I)	(II)	(III)	(IV)	(V)	(VI)	(VII) = (IV)+(V)+(VI)	(VIII) As a % of (A+B+C2)	(IX)			(X)	(XII)	(XIII)		(XIV)			
1	Institutions																		
(a)	Mutual Fund		0	0	0	0	0	0.0000	0	0	0	0.0000	0	0.0000	0	0.0000	0	0.0000	0
(b)	Venture Capital Funds		0	0	0	0	0	0.0000	0	0	0	0.0000	0	0.0000	0	0.0000	0	0.0000	0
(c)	Alternate Investment Funds		0	0	0	0	0	0.0000	0	0	0	0.0000	0	0.0000	0	0.0000	0	0.0000	0
(d)	Foreign Venture Capital Investors		0	0	0	0	0	0.0000	0	0	0	0.0000	0	0.0000	0	0.0000	0	0.0000	0
(e)	Foreign Portfolio Investor		1	1100000	0	0	1100000	9.3633	0	0	0	0.0000	0	0.0000	1100000	100.0000	0	0.0000	1100000
	Kitara India Micro Cap Growth Fund	AAFC6168D		1100000	0	0	1100000	9.3633	0	0	0	0.0000	0	9.3633	1100000	100.0000	0	0.0000	1100000
(f)	Financial Institutions / Banks		1	64	0	0	64	0.0005	0	0	0	0.0000	0	9.3633	1100000	100.0000	0	0.0000	1100000
(g)	Insurance Companies		0	0	0	0	0	0.0000	0	0	0	0.0000	0	0.0000	0	0.0000	0	0.0000	64
(h)	Provident Funds/ Pension Funds		0	0	0	0	0	0.0000	0	0	0	0.0000	0	0.0000	0	0.0000	0	0.0000	0
(I)	Any Other (Specify)		0	0	0	0	0	0.0000	0	0	0	0.0000	0	0.0000	0	0.0000	0	0.0000	0
	Sub Total (B)(1)		2	1100064	0	0	1100064	9.3638	0	0	0	0.0000	0	9.3638	1100000	99.9942	0	0.0000	1100064
	Central Government/ State Government(s)/ President of																		
2	India		0	0	0	0	0	0.0000	0	0	0	0.0000	0	0.0000	0	0.0000	0	0.0000	0
	Sub Total (B)(2)		0	0	0	0	0	0.0000	0	0	0	0.0000	0	0.0000	0	0.0000	0	0.0000	0
3	Non-Institutions																		
(a)	Individuals			0	0	0	0	0.0000	0	0	0	0.0000	0	0.0000	0	0.0000	0	0.0000	0
	i. Individual shareholders holding nominal share capital up to Rs. 2 lakhs.		2148	695729	0	0	695729	5.9221	0	0	0	0.0000	0	5.9221	0	0.0000	15997	2.2993	619642
	ii. Individual shareholders holding nominal share capital in excess of Rs. 2 lakhs.		7	472881	0	0	472881	4.0252	0	0	0	0.0000	0	4.0252	0	0.0000	0	0.0000	472881
	Subhash Suganlal Runwal	AABPR1986M		169600	0	0	169600	1.4437	0	0	0	0.0000	0	1.4437	0	0.0000	0	0.0000	169600
(b)	NBFCs registered with RBI		0	0	0	0	0	0.0000	0	0	0	0.0000	0	0.0000	0	0.0000	0	0.0000	0
(c)	Employee Trusts		0	0	0	0	0	0.0000	0	0	0	0.0000	0	0.0000	0	0.0000	0	0.0000	0
(d)	Overseas Depositories (holding DRs) (balancing figure)		0	0	0	0	0	0.0000	0	0	0	0.0000	0	0.0000	0	0.0000	0	0.0000	0
(e)	Any Other (Specify)		205	2257001	0	0	2257001	19.2118	0	0	0	0.0000	0	19.2118	0	0.0000	114767	5.0849	2110170
	Hindu Undivided Family		47	30887	0	0	30887	0.2629	0	0	0	0.0000	0	0.2629	0	0.0000	0	0.0000	29599
	Foreign Companies		2	87560	0	0	87560	0.7453	0	0	0	0.0000	0	0.7453	0	0.0000	0	0.0000	0
	Non Resident Indians (Non Repat)		4	1005	0	0	1005	0.0086	0	0	0	0.0000	0	0.0086	0	0.0000	0	0.0000	941
	Non Resident Indians (Repat)		41	1112068	0	0	1112068	9.4660	0	0	0	0.0000	0	9.4660	0	0.0000	0	0.0000	1060566
	Rashmi Bothra	AJMPB7598K		358880	0	0	358880	3.0548	0	0	0	0.0000	0	3.0548	0	0.0000	0	0.0000	358880
	Dilip S Mehta	AHXP6533A		329600	0	0	329600	2.8056	0	0	0	0.0000	0	2.8056	0	0.0000	0	0.0000	329600
	Rajesh Bothra	AJMPB6407F		325411	0	0	325411	2.7699	0	0	0	0.0000	0	2.7699	0	0.0000	0	0.0000	325411



Clearing Member		38	24141	0	0	24141	0.2055	0	0	0	0.0000	0	0.2055	0	0.0000	7182	29.7502	24141
Market Maker		1	64	0	0	64	0.0005	0	0	0	0.0000	0	0.0005	0	0.0000	0	0.0000	64
Bodies Corporate		72	1001276	0	0	1001276	8.5229	0	0	0	0.0000	0	8.5229	0	0.0000	107585	10.7448	994859
Ajcon Finance Limited	AAACA9736C		309483	0	0	309483	2.6343	0	0	0	0.0000	0	2.6343	0	0.0000	104000	33.6044	309483
Nirshilo Securities Pvt. Ltd.	AABCN4361M		276014	0	0	276014	2.3495	0	0	0	0.0000	0	2.3495	0	0.0000	0	0.0000	276014
Tisya Financial Services Private Limited	AACCT8503G		177200	0	0	177200	1.5083	0	0	0	0.0000	0	1.5083	0	0.0000	0	0.0000	177200
Sub Total (B)(3)		2360	3425611	0	0	3425611	29.1591	0	0	0	0.0000	0	29.1591	0	0.0000	130764	3.8172	3202693
Total Public Shareholding (B)= (B)(1)+(B)(2)+(B)(3)		2362	4525675	0	0	4525675	38.5229	0	0	0	0.0000	0	38.5229	1100000	24.3058	130764	2.8894	4302757

Details of the shareholders acting as persons in Concert including their Shareholding (No. and %):

Details of Shares which remain unclaimed may be given here along with details such as number of shareholders, outstanding shares held in demat/unclaimed suspense account, voting rights which are frozen etc.

Note:

(1) PAN would not be displayed on website of Stock Exchange(s).


(2) The above format needs to be disclosed along with the name of following persons: Institutions/Non Institutions holding more than 1% of total number of shares

(3) W.r.t. the information pertaining to Depository Receipts, the same may be disclosed in the respective columns to the extent information available and the balance to be disclosed as held by custodian.

GENERATED ON :03/01/2016

NSDL : 31/12/2015

CDSL : 31/12/2015



Compugame Infocom Limited

Table IV - Statement showing shareholding pattern of the Non Promoter- Non Public shareholder

Category	Category & Name of shareholders	PAN	Nos. of shareholders	No. of fully paid up equity shares held	No. of Partly paid-up equity shares held	No. of shares underlying Depository Receipts	Total nos. shares held ⁵	Shareholding as a % of total no. of shares (calculated as per SCRR, 1957)	Number of Voting Rights held in each class of securities			No. of Shares Underlying Outstanding convertible securities (including securities assuming full conversion of convertible securities)	Shareholding, as a % assuming full conversion of convertible securities	Number of Locked In shares		Number of Shares pledged or otherwise encumbered		Number of equity shares held in dematerialised form	
									No of Voting Rights					Total as a % of (A+B+C)	No. (a)	As a % of total Shares held(b)	No. (a)		As a % of total Shares held(b)
									Class eg: X	Class eg: y	Total								
(I)	(II)	(III)	(IV)	(V)	(VI)	(VII) = (IV)+(V)+ (VI)	(VIII) As a % of (A+B+C2)	(IX)			(X)	(XI) = (VII)+(X) As a % of (A+B+C2)	(XII)		(XIII)		(XIV)		
1	Custodian/DR Holder		0	0	0	0	0	0.0000	0	0	0	0.0000	0	0.0000	0	0.0000	0	0.0000	0
2	Employee Benefit Trust (under SEBI (Share based Employee Benefit) Regulations, 2014)		0	0	0	0	0	0.0000	0	0	0	0.0000	0	0.0000	0	0.0000	0	0.0000	0
	Total Non-Promoter- Non Public Shareholding (C)= (C)(1)+(C)(2)		0	0	0	0	0	0.0000	0	0	0	0.0000	0	0.0000	0	0.0000	0	0.0000	0


Note:

- (1) PAN would not be displayed on website of Stock Exchange(s).
- (2) The above format needs to disclose name of all holders holding more than 1% of total number of shares
- (3) W.r.t. the information pertaining to Depository Receipts, the same may be disclosed in the respective columns to the extent information available

GENERATED ON :03/01/2016

NSDL : 31/12/2015

CDSL :31/12/2015



COMPUGAME INFOCOM LTD

[Signature]
DIRECTOR